

FRUIT TREE Catalogue



By appointment to
HRH The Prince of Wales
Supplier of Fruit Trees
Walcot Organic Nursery
Pershore, Worcestershire

Walcot

ORGANIC NURSERY

Welcome to the Walcot Organic Nursery catalogue which we hope you find of interest. Our availability extends to

**Apples, Plums, Pears, Cherries, Quinces,
Crab Apples and Fruit Bushes.**

Grown sustainably they are certified by the Soil Association and inspected by DEFRA for plant health. Available as one year 'maiden' trees and some as bush trees. 'Maidens' are ideal for developing into various forms such as bush trees, espaliers, cordons. They are supplied from November onwards when dormant. This is the best time to plant giving trees and bushes the best possible start.

Our website www.walcotnursery.co.uk compliments the catalogue and you can shop securely. We have been able to include extra information on individual varieties on the website and you will find some additional varieties where we have reduced availability.



Feast of apples



Nursery view

If you do have further queries or wish to visit please contact us on **01905 841587** or by e-mail to: enquiries@walcotnursery.co.uk We look forward to hearing from you.

What is Organic?

Yes, being organic means no herbicides and only approved fungicides and insecticide. However, being 'organic' is much more than this. It is about producing in a sustainable manner for the continuing benefit of the soil, plants, animals, people and our environment.

This means less intensive cropping rotations, building the fertility of the soil by manures and leys, encouraging predatory insects, avoiding genetically modified products and managing hedgerows to the benefit of their inhabitants.

By purchasing an organic fruit tree you can be sure how it has been produced. This must be of reassurance whether you grow organically or not.

Tree Forms

Maiden – a one year tree, but a two year production cycle. The rootstock has grown for two seasons, the named variety for one. Depending on the variety trees may be a single stem or branched. Apples, Pears & Cherries depending again on variety are 1–1.8m tall. Quinces & Plums can be taller. Ideal for training into various tree forms and establish quickly.

Bush – a two year tree, where a 'maiden' tree has been reduced in height to develop a head of branches. Mostly apple varieties are available in this form. For current availability please contact us or view the website.

Rootstocks

Each rootstock has different characteristics, which determine the vigour and ultimate size of a tree. The rootstocks available for each variety are detailed on the enclosed order form. We offer the following rootstocks:

APPLES

MM106	Ideal for most situations, producing a tree of 4–5m (12–15ft) ultimately. Most of apple varieties are available on this rootstock
M26	Semi dwarfing, reaching 2.5–3.5m (8–12ft). Ideal for smaller sites. Many varieties are available on this root stock.
M9	Dwarfing, to 2–2.5m (7–8ft). Good soil and permanent staking required.
M25	Vigorous reaching 6m plus (20ft+). Suitable for making standards.

PLUMS, GAGES & DAMSONS


St Julien A	Moderate vigour, reaching 4–5.5m (12–18ft).
Pixy	Semi dwarfing, up to two thirds the size of St Julien A.
Brompton	Vigorous reaching 6m plus (20'+) suitable for making standards.

PEARS & QUINCES

Quince A	Moderate vigour, resulting in a tree of 4–5m (12–15ft)
Quince C	Semi dwarfing to 2.5-3.5m (8-12ft). A little more dwarfing than Quince A
Pyrus communis	Vigorous reaching 6m plus (20ft+) suitable for making standards.

CHERRIES

Gisela 5	Semi dwarfing, to 2.5-3.5m (8-12ft). Suitable for smaller gardens.
-----------------	--



Approximate tree size after 10 years

Pollination for successful fruiting

Most fruit trees require a pollination partner nearby, either established or newly planted. Often in garden situations there are enough pollinators in the vicinity for successful pollination.

Apples – Require pollination by another apple, either fruiting or ornamental. A few varieties are Triploid(T) and require two pollination partners. These are indicated in the tables.

Pears – As for apples, require pollination by neighbouring pears.

Plums, Gages and Damsons – Some are self fertile and are indicated as such in their descriptions. These self fertile varieties will crop better if there are others in the vicinity and are useful for pollinating varieties which are not self fertile.

Crab Apples – Act as good pollinators of fruiting apples.

Cherries – Some are self fertile and they are good pollinators of others. Suitable pollination partners for those not self fertile is shown in their descriptions.

In the following tables the flowering period is given varying between **A** – early and **E** – late.
A variety can be pollinated by another of the same flowering period or one to either side.

Picking Time

In deciding which trees that you plant, you should consider when you would like to pick the fruit. It could be that you decide to plant a number of trees which could give you apples for picking from early in September to late in October. In the tree variety charts you will see a column detailing the normal picking times.

Pears must be picked before they ripen usually while they are still green. If left to ripen on the tree, pears will often over ripen and taste ‘mealy’ in the middle. To judge the ripeness for picking lift the fruit and gently twist the stalk. If ready the fruit will part easily. Pick selectively because the pears will be ripening at different times. Quinces are left to ripen on the tree before picking.

Depending on the variety Plums are picked between mid July and September. Leave until ripe for best flavour. If preserving, fruits are best picked a little early. Cherries are picked fully ripe from the tree and consumed as soon as possible. Picking time varies on the variety between late June and August.

Delivered to you in top condition

To ensure your trees reach you in the best condition for a successful start we:

- Aim to minimise the time between lifting and you receiving the plants.
- Pack your trees thoroughly with protective packaging, with the roots kept moist.
- Include with your delivery a leaflet providing planting and cultural advice. Each tree is individually labelled.
- Collection is welcome by arrangement.



Storage

Certain Apples store longer than others whereas some varieties do not store well at all. We have given you the typical time that each apple variety can be kept, providing they are kept in good condition.

Apples are best stored in darkness in a cool frost free place, with some ventilation and humidity. Store different varieties separately and check regularly.

Pears are stored similarly but need to be inspected more regularly because as they ripen they are at their best for just a few days. As they turn slightly from green to yellow green, bring them into a warm room for a few days to ripen fully. Quinces should be stored away from other fruits as they have a strong aroma.

Tree protection

The following can be included with any order –

Flexguards – will protect similarly, made of durable black plastic mesh 65cm tall.

Spiral tree guards – plastic guards that are easily wound onto the trunk to protect against pest damage especially by rabbits, also against garden tools and machinery. 60cm high.

Tree ties and stakes are recommended on dwarfing rootstocks and on windy sites to ensure that the roots establish well. We can supply **Buckle ties** made from soft rubber, adjustable with a spacer for between tree and stake.



DESSERT APPLES

Available as Maidens on various rootstocks as detailed on the order form.
Maidens are one year trees 1m-2m tall. Depending on the variety they may or may not have branching.

Variety	Description	Pollination Group	Picking Time	Storage Until
Adam's Pearmain	Well flavoured apple – nutty, aromatic. Keeps well. A trouble free variety with golden yellow skin largely covered crimson red. (Early 19th century, Hereford/Norfolk)	B	October	March
Ashmead's Kernel	Yellowish green apple with brown russet. Yellow flesh with crisp acid flavour. Good scab resistance and keeping qualities. (About 1700, Gloucestershire)	D	Mid October	February
Beauty of Bath	A very early dessert apple. Medium sized flat round apples largely flushed bright red interspersed with many large yellow lenticels. When ripe the apple is sweet with some acidity (1864, Bath)	C	Late July	Does not keep
Blenheim Orange	An old favourite. Golden coloured striped dull red with fine brown russet. Good mildew resistance. Heavy yields. (1740, Oxfordshire)	C T	Early October	January
Bright Future (R)	A new variety. Medium large bright red flushed apples. Flavour is good with a nice sweet acid combination, sweeter with age. (2008, Kent)	C	Mid October	January
Cevaal	A Dutch variety that is good for organic growing. Cox type of apple. Consistently high yielding. Yellow skin flushed red. Trouble free variety.	C	Mid September	November
Charles Ross	Good looking large dual purpose apple. Yellow green flushed orange red. Sweet flavoured eater that bakes well. (Late 19th century, Berkshire)	C	Mid September	December
Court Pendu Plat	An old variety dating back at least to 17th century green yellow flushed orange red. Rich pineapple low acidity. Slower growing.	E	Mid October	March
Cox's Orange Pippin	Very popular eating apple. Golden, flushed orange red with patches of brown russet. Very good flavour. Requires good soil and attention.	C	October	January
Cox Self Fertile	The same as Cox but benefits from being self fertile. Can crop better than its parent, Cox's Orange Pippin, when pollination conditions are less favourable.	C	October	January
D'Arcy Spice	A russet that can gain a spicy flavour in good summers. Sweet with nice acid balance. Skin yellow green with some brown flushing. (1785, Essex)	C	Late October	April
Discovery	Very good early eater, crisp, juicy and sweet. Almost all covered with bright crimson. Suitable for most areas. (1949, Essex)	C	August	Does not keep
Egremont Russet	Most popular russet. Golden skin with large areas of brown russet. Crisp flavour, nutty and sweet. Good pollinator. A trouble free variety. (1872)	B	Late September	December
Ellison's Orange	Green yellow skin flushed over red. Scab resistant. Juicy, richly flavoured fruits with a hint of aniseed. Hardy, good for the north and east. (1904, Lincolnshire)	D	September	October

(R) – Registered under plant breeders rights. T – Triploid variety.

DESSERT APPLES (continued)

Variety	Description	Pollination Group	Picking Time	Storage Until
Fiesta (R)	Also known as 'Red Pippin', skin much flushed bright red. Good cropping. Fruit sweet and juicy with balancing acidity. Suitable for most areas. (1972, Kent)	C	Late September	January
Fortune	A good garden variety with a compact habit. Round apples largely striped and coloured bright red. Sweet, juicy with acidity. (1904, Bedford)	C	Mid September	October
Greensleeves	Skin pale green, some russetting. Fruits crunchy and sweet when eaten fresh. Good cropping variety and early into bearing. (1966, Kent)	C	Mid September	October
Herefordshire Russet (R)	A new russet variety. Small/medium sized apples with golden brown skin and a rich aromatic flavour similar to Cox. Trouble free. (2002, Kent)	C	Late September	January
James Grieve	Medium-large yellow fruit striped with orange. Excellent flavour, sweet with an acid balance. Hardy. Good pollinator. (1893, Edinburgh)	C	September	October
Jonagold	Bright red flushed apples are large and sweet with a nice rich flavour. Round in shape with either end flattened somewhat. (1953, USA)	C T	Mid October	February
Katy	Early apple producing good regular yields of bright conical red fruits. Refreshing taste with slight acidity. Hardy. (1947, Sweden)	C	September	October
Kidd's Orange Red	Mid season dessert apple of excellent flavour, sweet and aromatic. Medium sized apples crimson flushed with small areas of russet. (1932, New Zealand)	C	Early October	January
Laxton's Superb	Largely purple red skin over greenish yellow base. Cox like flavour. Can become biennial bearing in maturity. Hardy. (Late 19th century, Bedford)	D	Early October	January
Lord Hindlip	Late medium large conical apple. speckled with red. Rich, sweet flavour with rather coarsely textured flesh. (Late 19th century, Worcestershire)	C	Mid October	March
Lord Lambourne	Regular heavy cropping apple. Flushed and striped red over green/yellow base. Sweet juicy and aromatic. Compact grower. (1907, Bedford)	B	September	November
Orlean's Reinette	A well known old variety. Sweet, juicy yet with a nutty flavour. Golden yellow skin flushed orange red. Medium to large flat round apples. (1700s, France)	D	Mid October	January
Pitmaston Pineapple	Small golden apples. Sweet yet sharp. Honeyed flavour and nicely scented. A neglected variety because of apples small size. (1785, Herefordshire)	C	Early October	December
Pixie	Small flat round apples. Excellent taste, sweet but refreshing, crisp and juicy. Skin yellow flushed with orange red. (1947, Wisley, Surrey)	D	Mid October	March
Rajka (R)	Medium sized attractive bright smooth red apples. Yellowish firm but juicy flesh of excellent flavour. Regular cropping. (1983, Czech Republic)	C	Late September	January

Helpline: 01905 841587

DESSERT APPLES (continued)

Variety	Description	Pollination Group	Picking Time	Storage Until
Red Devil	Large bright red apples with pinkish flesh. Fruity, strawberry flavour. Regular good yields. Good disease resistance, suitable for most areas of UK. (1979, Kent)	C	September	December
Red Falstaff (R)	A modern variety with much to recommend it. Good flavoured green fruits striped mostly red. Disease resistant, good pollinator, heavy yielding. (1965, East Malling, Kent)	C	October	March
Ribston Pippin	Medium large apple. Green yellow largely covered brownish orange with broad red stripes. Nice flavour, sweet with acidity. High vitamin C content. (18th century, Yorkshire)	B T	Early October	December
Rosemary Russet	A good russet with a sweet yet sour flavour. Juicy. Skin green/yellow striped orange, partly covered with russet. (1831, Middlesex)	C	Late September	March
Saturn (R)	A new disease resistant variety bred in the UK. Regular crops of conical red flushed. Juicy flesh, sweet with some acidity. (1980, Kent)	C	Late September	January
Spartan	Smooth skinned dark red apple with white juicy flesh that is sweet with some acidity. Trouble free variety and good pollinator. (1926, Canada)	C	Early October	January
Sturmer Pippin	A very late dessert apple that is picked after a long Autumn. Crisp, juicy and flavoursome to eat. The medium sized apples are greenish yellow flushed orangey brown at picking. (1827 Suffolk)	C	November	April
Sunset	Similar to Cox but more disease resistant. Regular crops of golden apples that are striped red with small areas of russet. (1918, Kent)	C	Late September	December
Topaz (R)	Medium sized apple orange red striped over yellow orange. Taste sweet with acidity, juicy firm flesh. (1984, Czech Republic)	C	Late September	March
Tydemans' Early Worcester	Early round apple coloured mostly crimson red over pale yellow. Richly flavoured, juicy, with slight acidity. Inclined to tip bear. Trouble free. (1929, Kent)	C	Mid August	Mid September
William Crump	A high quality medium large apple. Skin brown-crimson flushed over yellow. Crisp and juicy with a nice balance of sweetness and acidity. (1908, Worcs)	D	Mid October	February
Winston	A late apple with green yellow skin flushed red. Good disease resistance. Excellent keeper. Reliable cropper. Partly self fertile. (1920, Berkshire)	D	Mid October	April
Worcester Pearmain	Fruit almost completely flushed bright red. Sweet with a strawberry flavour. Inclined to tip bearing. Reliable cropper. (1874, Worcestershire)	C	Early September	October
Wyken Pippin	A very old variety. Popular in 1800s. Smooth green yellow skin with fine russet dots. Juicy, sweet and richly flavoured. (around 1700, Warwickshire)	C	Mid October	January

(R) – Registered under plant breeders rights. T – Triploid variety.



Fortune



William Crump




Ashmead's Kernel



Howgate Wonder



Discovery



Topaz



Red Devil Flesh



Kidd's Orange Red



Herefordshire Russet



Cevaal/Early Windsor



Greensleeves



Sunset

CULINARY APPLES Some culinary apples are dual purpose - pleasant eaten or cooked, these are usually sub acid in their flavour.

Variety	Description	Pollination Group	Picking Time	Storage Until
Annie Elizabeth	Large red and green apple, moderately acid. Cooks to a pale greenish yellow fluff. Excellent keeper. (1857 Leicestershire)	D	Mid October	May/June
Bountiful	A good alternative to Bramley. Skin pale green striped with orange red. Trouble free and heavy . cropping. Good for small gardens. (1964, Kent)	C	Late September	January
Bramley	Most well known cooker. Large fruits with yellow green skin flushed with brownish orange. A vigorous grower. (19th century Nottingham)	C T	Mid October	March
Bramley 20	An improved selection of Bramley with 30% less vigour but improved yields.	C T	Mid October	March
Catshead	Large apples that are distinctly ribbed hence name. Skin smooth and dark green. When cooked sharp with some sweetness. Very old variety dating back to 1600s	C	Early October	January
Early Victoria	Very early cooker. Yellowish green skin. Excellent flavour, sweet but sharp when cooked. Heavy Cropping. (1899, Cambs)	C	Early August	Does not keep
Edward V11	Late flowering, hardy variety, scab resistant. Large round/flat round apple, yellow green skin. Acid with a nice flavour. (1902, Worcs.)	E	Mid October	April
Grenadier	Very good early cooker. Cooks to a fluff, tangy and somewhat honey flavoured. Large yellow green apples, hardy and scab resistant, (1862, Bucks)	C	Mid August	October
Howgate Wonder	Very large cooker. Round/conical shape. Skin flushed orange brown over yellow green background. Sub acid light taste when cooked. A pleasant eating apple. (1915, Isle of Wight)	D	Early October	March
Keswick Codlin	A heavy cropping early culinary apple. The large round conical apples have pale green skin that becomes pale yellow and has a greasy feel. Softish yellowish white flesh cooks to a froth. (1790, Lancashire).	B	Late August	October
Lord Derby	Conical in shape, bright green in colour. Sub acid with a good flavour when cooked. Cook early for a sharp taste. A regular heavy cropper. (1862, Cheshire)	D	Late September	December
Newton Wonder	Large flat round apples greatly flushed brownish red. Sub acid and cook to a yellow fluff. Dual purpose. Strong grower. (1887, Derbyshire)	D	Mid October	March
Rev. W. Wilks	Very large fruits. Skin pale green/yellow with some red. Sub acid and cooks to a yellow froth. Makes a compact form. Good disease resistance. (1904)	B	Early September	October
Scotch Bridget	A very useful dual purpose apple that often thrives in less than ideal conditions. Quite large round conical red flushed apples that are often lop sided with obvious ribbing. Cook early when sharp. (1851, Scotland)	C	Early October	January

www.walcotnursery.co.uk

A few other varieties are available in smaller quantities. These are viewable on the website along with all the others. If you would like paper details please let us know.'

CIDER APPLES Available on MM106 and M25 rootstocks.

Variety	Description	Flowering Time	Harvest Time
Chisel Jersey	One of a group of 'Jersey' apples originating from Somerset. Produces a full bittersweet cider of high quality, but benefiting from being blended with a sweeter cider.	Late May	Early November
Dabinett	A well known cider variety. A bittersweet. Regular cropping, producing a high quality well balanced cider. Apples medium sized conical in shape with pinkish red striping. (<i>Somerset</i>)	Mid/Late May	Early November
Harry Masters Jersey	A mid season bittersweet variety Makes a high quality cider. Medium sized conical apples greatly flushed dark red. Flesh sweet & astringent. Sometimes known as 'Port Wine'.	Mid/Late May	Late October
Herefordshire Redstreak	An old variety dating back to early 1600s. Because of its high quality cider this variety helped establish Herefordshire's reputation as a cider county.	Mid/Late May	Early November
Major	An early bittersweet 'jersey' variety. Smallish apples conical in shape flush with a pinkish red striped flush. Astringent sweet white flesh. A strong grower.	Mid May	Late September
Michelin	A bittersweet variety that is usually blended with other varieties. Regular cropping. Apples conical in shape and pale green in colour. (<i>France</i>)	Early May	Mid October
Sweet Alford	Produces a good quality sweet cider. Medium sized conical apples are flattened at ends. Yellow waxy skin flushed up to one third orange. Flesh sweet, white with no astringency.	Mid May	Early November
Ten Commandments	Produces small dark red apples, sub-acid in taste so useful as a dessert or culinary variety. When making cider best blended with a bittersweet variety. (1883, <i>Herefordshire</i>)	Early May	Late September
Tom Putt	Angular apple with ribs at its base. Broad stripes of red over green yellow base. An old variety producing a sharp dry cider. Suitable as a culinary apple aswell. (late 18th century, <i>Somerset</i>)	Early May	Early September
Yarlington Mill	A bittersweet variety making a very enjoyable cider on its own. Conical apples much striped red and medium to large in size. (1898, <i>Somerset</i>)	Early May	Late October

PEARS Available on moderate vigour Quince A and some on semi dwarfing Quince C rootstocks.

Variety	Description	Pollination Group	Picking Time	Storage Until
Beth	A compact, reliable and heavy cropping variety. Small, smooth fruits that turn pale yellow. Flesh creamy white, juicy, of good flavour. (1974, <i>Kent</i>)	D	Late August	Mid September
Beurre Hardy	Medium to large fruits coloured russet brown with faint red. Very juicy with a good flavour. Strong grower. Succeeds in most areas. (1820, <i>France</i>)	C	Mid September	October
Conference	The most well known pear. Reliable and heavy cropping. Medium sized pears with pale yellow flesh, melting, juicy, sweet and of good flavour. Pears often long and narrow.	C	Late September	November
Doyenne du Comice	Yellow, some with a red flush. Excellent flavour, juicy, sweet, melting. Cropping can be irregular, best given a warm sunny situation. (19th Cent, <i>France</i>)	D	Early October	November
Concorde (R)	A good garden variety, compact and heavy fruiting. Medium sized yellow pears with russetting. Sweet, juicy, melting pale yellow flesh. (1977, <i>Kent</i>)	C	Late September	Oct/Nov
Louise Bonne of Jersey	A reliable cropping good quality pear of moderate vigour. Medium sized yellow green fruits flushed red. Juicy sweet white flesh. (1780, <i>France</i>)	B	Late September	October

Helpline: 01905 841587



Louise Bonne of Jersey



Pershore Purple



Gorgeous




Lapins




Onward



Burbank



Oullins Gage



Krymsk



Warwickshire Drooper



Summersun



Opal

PEARS (continued)

Variety	Description	Pollination Group	Picking Time	Storage Until
Merton Pride	Produces large pears of excellent taste. Green skin that turns yellow with russeting. Flesh creamy white, juicy and sweet (1941, Surrey)	CT	Mid September	October
Onward	An excellent quality pear that crops reliably. Fruits smooth, yellow green with a pinkish red flush. Flesh creamy white and juicy with excellent rich flavour. (1967; Wisley, Surrey)	D	Early September	Early October
Pierre Cornielle	An excellent tasting pear. The large pyriform shaped pears ripen to have a warm golden brown skin colour. The skin is smooth. The creamy white flesh is firm yet sweet and juicy.	D	October	December
Worcester Black	One of the oldest pears in cultivation. Large fruits green covered by brown russet. Does not soften enough to eat as a dessert and needs cooking for 1-2 hours. (First recorded 1575, Worcs)	C	Late October	March

PERRY PEARS

Grown on *Pyrus communis* (Wild Pear) rootstock.

Traditionally grown in the three counties of Gloucestershire, Worcestershire and Herefordshire they make large, long lived trees and the fruit is used to make Perry. Trees require pollination. We grow a number of Perry Pear varieties. They are detailed on the website. Otherwise contact us and we can provide you with details.

PLUMS & GAGES

Available on St Julien A rootstock and some on Pixy.

Variety	Description	Pollination Group	Picking Time
Blue Tit	Produces round medium sized dark blue plums with a light blue bloom. Yellow flesh, quite juicy of good flavour. Reliable cropper and self fertile. Good garden variety. (1938, Bedford)	Dessert	D Mid August
Burbank	Produces round plums are dark red with yellow mottling. The flesh is juicy and sharp but of good flavour. Arose from a stone in 1883 in the US and is named after its original grower.	Dessert/ Culinary	B Mid August
Cambridge Gage	A very nice flavoured gage. Round fruits with yellow green skin and flesh. Sweet and juicy. Partially self fertile. (1920s, Cambridgeshire)	Dessert	D Mid August
Coe's Golden Drop	A very good late Gage. Long oval in shape with sweet golden yellow flesh. Skin golden yellow with red spots. Requires pollination.	Dessert	B Mid September
Count Althan's Gage	A reliable cropping gage of moderate vigour. Large, round and dark red fruits with golden yellow flesh. Juicy, quite sweet with a good flavour. Requires pollination. (1850s, Czech Republic)	Dessert	D Mid August
Denbigh	A dual purpose plum large and oval in shape. Ripe by late August the plum is dark red with many small yellow dots and a blueish bloom. The golden yellow flesh is sweet juicy of good flavour. (1785, North Wales)	Dessert	C Late August
Grove's Late Victoria	A sport of Victoria that ripens about 10 days later than Victoria with the same fruit qualities of its parent (1970s, Gloucestershire)	Dessert	C Early September

PLUMS & GAGES

All available on St Julien A rootstock and some on Pixy.

Variety	Description	Pollination Group	Picking Time
Czar	Dark purple/red skinned fruits of medium size with yellow flesh. Use as a dessert plum when ripe. Upright growth with good frost resistance. Self fertile. (1875, Herts)	Culinary	C Early August
Early Prolific	Small, round dark blue plum with a heavy bloom. Good quality early plum. When ripe good as a dessert with a rich slightly sharp taste. Makes a good jam. Requires pollination. (Herts. 1820)	Culinary	D Late July
Heron	Large, long oval shaped purple plums with greenish yellow flesh of good taste. Reliable cropper. (1888, Herts)	Dessert/ Culinary	B Mid August
Jefferson's Gage	Named after an American president the gages are yellow green skinned with red dots. Roundish in shape. The flesh is golden yellow, sweet, juicy and of good flavour. Requires pollination. (USA, 1825)	Dessert	B Late August
Marjories Seedling	Late cropping plum with large deep purple fruits with a thick blue bloom. Yellow flesh of a nice flavour. Self fertile. (Berks, 1912)	Dessert/ Culinary	E Mid September
Opal	A medium sized reddish purple dessert plum of very good flavour. A reliable self fertile variety of moderate vigour. (1925, Sweden)	Dessert	C Early August
Oullins Gage	Large reliable round gage type plum. Greenish yellow skin with similar coloured flesh. Juicy with a pleasant flavour. (19th cent, France)	Dessert	D Early August
Pershire Emblem	A new plum variety discovered on an allotment. Produces plump dark purple skinned fruits with golden flesh and of good flavour (2001, Worcs)	Dessert	C Early August
Pershire Purple	Much grown culinary variety in the Vale of Evesham. Medium sized oval lop sided plums with yellow flesh. Heavy cropping. Self fertile. (1877, Worcs)	Culinary	C Mid August
Sanctus Hubertus	Good quality early dessert plum. Medium sized, round oval shape, dark red skin with a thick blue bloom. Yellow flesh with a good rich flavour. (1966, Belgium)	Dessert	C Late July
Swan	Almost round dark red plums with a purple bloom. Nice dessert variety, juicy & sweet, ripening in the middle of the plum season (late 19th Century, Herts)	Dessert/ Culinary	C Mid August
Victoria	Well known plum. Pale red skin, yellowish green flesh. Self fertile. Less disease resistance than some plum varieties. Reliable heavy cropper. (1840, Sussex)	Dessert	C Late August
Warwickshire Drooper	So named because of its habit. Originated in West Midlands. Large yellow fruits speckled red. Flesh yellow. Reasonable as a dessert, very good cooked. A large vigorous weeping tree.	Dessert/ Culinary	C Early September
Yellow Egg	The variety that was most grown in the Vale of Evesham, an area renowned for its plums. Large yellow fruits. Self fertile. Hardy, reliable, heavy cropping. (Worcs, 1820)	Culinary	C Mid August

www.walcotnursery.co.uk

A few other varieties are available in smaller quantities. These are viewable on the website along with all the others. If you would like paper details please let us know.

DAMSONS <i>All available on St Julien A rootstock.</i>				
Variety	Description		Pollination Group	Picking Time
Farleigh	A Damson producing small oval blue black fruits with a heavy blue bloom. Hardy. Self fertile. Heavy and regular crops. (1820, Kent)	Culinary	C	Mid September
Merryweather	Damson producing blue/black plum like fruits with a bloom. Flesh green yellow and quite sweet when ripe. A good cropper which bears early in its life. Self fertile. (1907, Nottingham)	Dessert/ Culinary	C	September
Shropshire Prune	Grown for a long time in Britain, maybe native. Medium sized long oval fruits, blue black with a good flavour. Self fertile. (First recorded 17th cent)	Culinary	D	Mid September

QUINCES			Quinces are worth a place in the garden not just for their fruit but their showy pink flowers in the spring. Allow fruits to ripen on the tree before picking. Quinces have a strong aroma so store away from other fruits. Varieties are self fertile. Available on Quince A rootstock.
Variety	Description	Picking Time	
Champion	Tear dropped shaped quinces that ripen a little earlier than others.	October?	
Krymsk	Quinces ripen to a golden colour. Also known as 'Aromatnaya'	October	
Lescovaka	Produces large apple shaped quinces. A hardy variety.	October	
Meech's Prolific	Large pear shaped fruits that ripen up yellow.	October	
Vranja	Most well known variety for its reliability and flavour. The large pear shaped quinces ripen to golden yellow.	October	

CHERRIES			Available on dwarfing Gisela rootstock, ideal for the garden situation. Growing to a small size fruit can be protected from birds and picked easier. Ensure site is protected from winds and not in a frost pocket.
Variety	Description	Picking Time	
Lapins	Well flavoured large dark red sweet cherries that turn almost black. Heavy cropping and self fertile.	Mid July	
Merchant	An earlier ripening dessert cherry. Fruits large becoming red black and of very good flavour. Pollinated by Stella, Lapins, Sunburst and Merton Glory.	Early July	
Merton Glory	Large, sweet heart shaped fruits. Ripen red over a yellow background with white flesh. Pollinated by Merchant, Stella and Sunburst.	Early July	
Penny (R)	A recently introduced English cherry. Late ripening. Black cherries of high quality. Pollinated by other self fertile varieties.	Early August	
Regina	Produces large dark red heart shaped dessert cherries of very good flavour. Pollinated by other self fertile varieties.	Mid July	
Stella	A well known dessert cherry and one of the first self fertile varieties. Fruits ripen to dark red. Reliable cropper.	Late July	
Summer Sun	Produces large red to dark red sweet cherries. Partially self fertile, pollinated by other self fertile varieties.	Mid July	
Sunburst	A reliable, heavy cropper. Cherries ripen up dark red almost black. Juicy and of good flavour. Self fertile.	Mid July	

Helpline: 01905 841587

(R) – Registered under plant breeders rights. T – Triploid variety.

CRAB APPLES		Often grown as ornamental trees Crab apples will pollinate other fruiting apples. They produce masses of small attractive fruits which can be made into Crab Apple Jelly. Available on moderate vigour MM106 rootstock ideal for the garden situation.
Variety	Description	
Butterball	its name describes the masses of round butter coloured crab apples it produces which stand out on autumn days. Ideal for jelly making.	
Gorgeous	Produces large red crab apples that last into November and make a tangy pinkish jelly. Grows into a compact tree. Attractive blossom in May.	
Harry Baker	A new variety. Foliage green purple and the flowers are large & pink. Apples are large for a crab apple being dark red with dark pink flesh that last into October.	
John Downie	White flowers followed by conical bright orange and red fruits which are large for a crab apple and of good flavour.	
Red Sentinel	An excellent crab apple with white blossom in the spring followed by bright red fruits in the autumn. The clusters of medium sized apples remain on the tree well into January.	

FRUIT BUSHES		Varieties chosen suitable for organic growing.
We offer a range of fruit bushes – Blackcurrants, Red Currants, Gooseberries and Raspberries. They are detailed on the Order Form and website.		

Positioning your fruit trees

Growing fruit trees successfully requires an open situation with plenty of light, shelter from prevailing winds and a freely draining soil. Good light ensures good growth and ripening of fruit. Shelter warms the site improving pollination, growth and fruit production.

The ideal soil for fruit trees is a well-drained loam that is slightly acid. Avoid sites susceptible to waterlogging. When selecting the site make allowances for the future growth of the tree and ensure good air circulation to encourage the growth of fruit by regular pruning. Trees should not be planted too close to each other. The following distances should serve as a guide.

Bush Trees:

- Apples:** MM106, moderate vigour – 4.5-5.5m (15-18ft)
M26, semi dwarfing – 3-4.5m (10-15ft). M9, dwarfing – 2.4-3m (8-10ft)
M25, vigorous – 9-12m (30-40ft)
- Plums:** St Julien A, moderate vigour – 3.6-5.5m (12-18ft). Pixy, semi dwarfing – 3-3.6m (10-12ft)
Brompton, vigorous – 9-12m (30-40ft)
- Pears:** Quince A, moderate vigour – 3.6-4.5m (12-15ft)
Quince C, Semi dwarfing – 3-4.3m (10-14ft)


Planting and training your trees

The early years of your tree's life are used to build up a framework.

This depends on your aims.

There are various forms that fruit trees can be grown into – bushes, cordons, espaliers, etc.

We will include a leaflet with your order providing advice on this. It covers planting and the development of your trees during the early years of your trees life.



Pyrus communis, vigorous – 9-12m (30-40ft)

Cherries

Gisela 5, semi dwarfing – 3-4.5m (10-15ft)

Other Training Styles:

- Espaliers** Apples (M26/MM106) and Pears (use 'maidens') – 3.6-5m (12-15ft)
- Fans** Plums (use 'maidens') – 3.6-5m (12-15ft)
- Cordons** Apples and Pears (use 'maidens') – 60-90cm (2-3ft)

We supply bare-root trees from November until April. For your trees to establish well a little attention is advisable. We will include a leaflet with your order providing cultural advice on planting and growing tree fruit in various forms.

Terms and Conditions

Prices – The prices shown on the order form supersede all previous publications.

Current availability – Current availability is detailed on the enclosed Order Form and is current at the time we provide a copy. If using an old order form you may check current availability by phoning, faxing or visiting our web site.

Payment – Full payment required with order and cheques should be made payable to Walcot Organic Nursery Ltd. If trees are to be collected from the Nursery deduct the carriage costs from the payment.

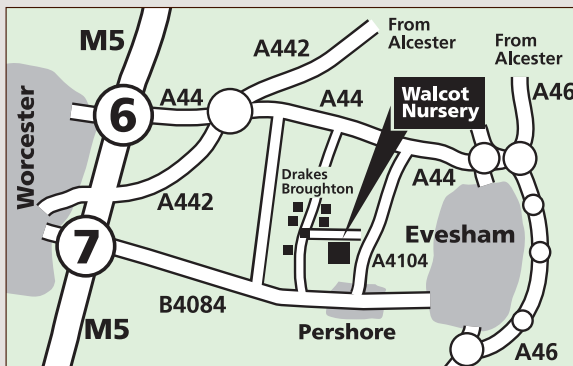
Complaints and shortages – must be registered within three days of receipt of goods.

Deliveries – We deliver from November onwards. We reserve early orders and arrange delivery as soon as possible from November onwards. From November we aim to deliver within two weeks of receiving an order.

We endeavour to ensure that deliveries are made on time but we are not responsible for any delays caused by the carrier. Deliveries to offshore islands at cost.

Cancellation – An order having been placed can only be cancelled at the nursery's discretion.

How to find us



Walcot
ORGANIC NURSERY



Walcot Organic Nursery Ltd., Lower Walcot Farm, Walcot Lane,
Drakes Broughton, Pershore, Worcs WR10 2AL

Telephone: 01905 841587. E-mail: enquiries@walcotnursery.co.uk

www.walcotnursery.co.uk